






















Counts performed for NVDA by
 Transportation Systems Planning
 1 Bassy Street
 Lebanon, New Hampshire 03766

Site Code: 000000000003
 Station ID:
 SOUTH BAYLEY HAZEN ROAD RYEGATE
 ~950 FEET SOUTH OF ELLIOT DRIVE
 Latitude: 0' 0.000 Undefined

Start Time	Mon 06-Aug-12	Tue 07-Aug-12	Wed 08-Aug-12	Thu 09-Aug-12	Fri 10-Aug-12	Average Day	Sat 11-Aug-12	Sun 12-Aug-12	Week Average
12:00 AM	*	*	*	*	*	*	0	2	1 
01:00	*	*	*	*	*	*	0	0	0
02:00	*	*	*	*	*	*	0	2	1 
03:00	*	*	*	*	*	*	1	0	0
04:00	*	*	*	*	*	*	0	0	0
05:00	*	*	*	*	*	*	5	2	4 
06:00	*	*	*	*	*	*	3	5	4 
07:00	*	*	*	*	*	*	5	6	6 
08:00	*	*	*	*	*	*	13	6	10 
09:00	*	*	*	*	*	*	18	16	17 
10:00	*	*	*	*	*	*	21	14	18 
11:00	*	*	*	*	*	*	26	21	24 
12:00 PM	*	*	*	*	*	*	14	16	15 
01:00	*	*	*	*	*	*	16	16	16 
02:00	*	*	*	*	*	*	18	9	14 
03:00	*	*	*	*	18	18	20	16	18 
04:00	*	*	*	*	29	29	17	19	22 
05:00	*	*	*	*	28	28	11	16	18 
06:00	*	*	*	*	12	12	14	15	14 
07:00	*	*	*	*	9	9	14	10	11 
08:00	*	*	*	*	10	10	7	13	10 
09:00	*	*	*	*	3	3	11	10	8 
10:00	*	*	*	*	4	4	4	3	4 
11:00	*	*	*	*	1	1	1	1	1 
Day Total	0	0	0	0	114	114	239	218	236
% Avg. WkDay	0.0%	0.0%	0.0%	0.0%	100.0%				
% Avg. Week	0.0%	0.0%	0.0%	0.0%	48.3%	48.3%	101.3%	92.4%	
AM Peak Volume							11:00 26	11:00 21	11:00 24
PM Peak Volume					16:00 29	16:00 29	15:00 20	16:00 19	16:00 22

Counts performed for NVDA by
 Transportation Systems Planning
 1 Bassy Street
 Lebanon, New Hampshire 03766

Site Code: 00000000003
 Station ID:
 SOUTH BAYLEY HAZEN ROAD RYEGATE
 ~950 FEET SOUTH OF ELLIOT DRIVE
 Latitude: 0' 0.000 Undefined

Start Time	Mon 13-Aug-12	Tue 14-Aug-12	Wed 15-Aug-12	Thu 16-Aug-12	Fri 17-Aug-12	Average Day	Sat 18-Aug-12	Sun 19-Aug-12	Week Average
12:00 AM	1	0	0	0	1	0	1	*	0
01:00	0	1	0	1	0	0	1	*	0
02:00	1	0	0	0	0	0	1	*	0
03:00	0	0	0	0	0	0	1	*	0
04:00	1	1	3	2	2	2	2	*	2
05:00	3	2	3	1	2	2	1	*	2
06:00	12	21	8	10	11	12	3	*	11
07:00	11	23	16	18	10	16	8	*	14
08:00	28	16	10	15	18	17	10	*	16
09:00	13	17	12	9	16	13	19	*	14
10:00	21	15	21	11	12	16	27	*	18
11:00	18	17	32	21	23	22	31	*	24
12:00 PM	19	16	30	20	19	21	18	*	20
01:00	16	11	29	24	21	20	17	*	20
02:00	15	25	17	16	12	17	20	*	18
03:00	21	19	20	18	31	22	25	*	22
04:00	21	17	18	28	23	21	18	*	21
05:00	15	14	19	15	23	17	*	*	17
06:00	18	18	12	16	13	15	*	*	15
07:00	12	14	9	16	5	11	*	*	11
08:00	7	15	9	17	9	11	*	*	11
09:00	5	3	2	12	5	5	*	*	5
10:00	3	1	3	4	3	3	*	*	3
11:00	3	2	0	3	2	2	*	*	2
Day Total	264	268	273	277	261	265	203	0	266
% Avg. WkDay	99.6%	101.1%	103.0%	104.5%	98.5%				
% Avg. Week	99.2%	100.8%	102.6%	104.1%	98.1%	99.6%	76.3%	0.0%	
AM Peak	08:00	07:00	11:00	11:00	11:00	11:00	11:00		11:00
Volume	28	23	32	21	23	22	31		24
PM Peak	15:00	14:00	12:00	16:00	15:00	15:00	15:00		15:00
Volume	21	25	30	28	31	22	25		22
Grand Total	264	268	273	277	375	379	442	218	502
ADT		ADT 262		AADT 262					